

All About Lobsters


Activity & Coloring Book

Written and Designed by:

Ms. Merrow and Mrs. Hess' 2nd Grade Class
East End Community School
Portland, ME
May, 2008


Written and Designed for:

DiMillo's Floating Restaurant
their customers and their kids



Lobster Fishing Tools

Find the tools that don't belong and cross them out. Color the lobster fishing tools.



Bait - Bait is dead fish. The lobster goes in the trap and eats the bait.

Bander - The bander is used for banding the lobster claws so he can't pinch you.

Boat - You need the boat to catch the lobsters. Lobsters are in the ocean.

Wheel - The wheel is used for turning the boat.

Hauler - the hauler is a pulley used to for hauling the traps into the boat.

Ropes - The rope is connected to the buoy and the trap.

Suit - A rubber suit is worn by the lobsterman so his clothes don't get wet.




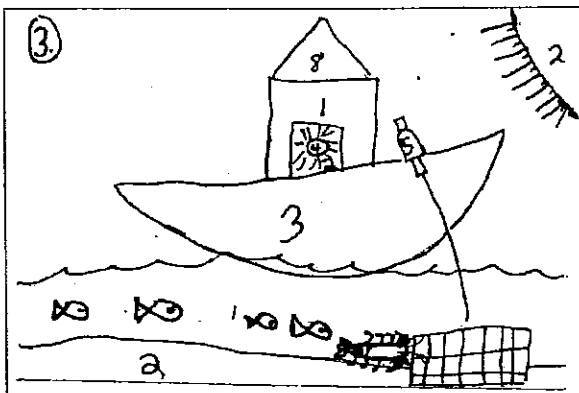


Measuring Tool - This tool is used to measure the lobster to see if it is a keeper.

Trap - Where the lobster goes in after the bait but can't get out. The lobsterman uses the trap to catch lobsters and then sell them.

By Abdi and Michael

How To Catch A Lobster

Color by Number



1. First you need a good lobster boat and a clever captain.
2. Then you need to set up lobster traps with bait.
3. Then put the trap in the water.
4. Then you wait for 3 days and come to check for lobsters.
5. Pull up the traps and check for lobsters. Sometimes you catch sea stars, sea urchins, sculpin fish, and crabs. If there are lobsters, check to see if they are big enough to keep and band them.
6. Re-bait the traps and put them back in the water.


Key:

- | | | | |
|-----------|-------------|------------|------------|
| 1. - Blue | 2. - Yellow | 3. - Brown | 4. - Red |
| 5. - Pink | 6. - Black | 7. - Gray | 8. - Green |

By Adilia and Cambrya

How To Boil A Lobster

Use the letters in the words "boiled lobster" to make as many new words as you can.



BOILED LOBSTER



Step 1: Put hot water in a pot.

Step 2: Boil the water.

Step 3: Put the live lobster in the boiling water.

Step 4: Cook it for 10 minutes.

Step 5: You know the lobster is done when it turns red.

Step 6: When the lobster is done you put the lobster in a strainer and drain the water out.

Step 7: Dump the lobster on a plate.

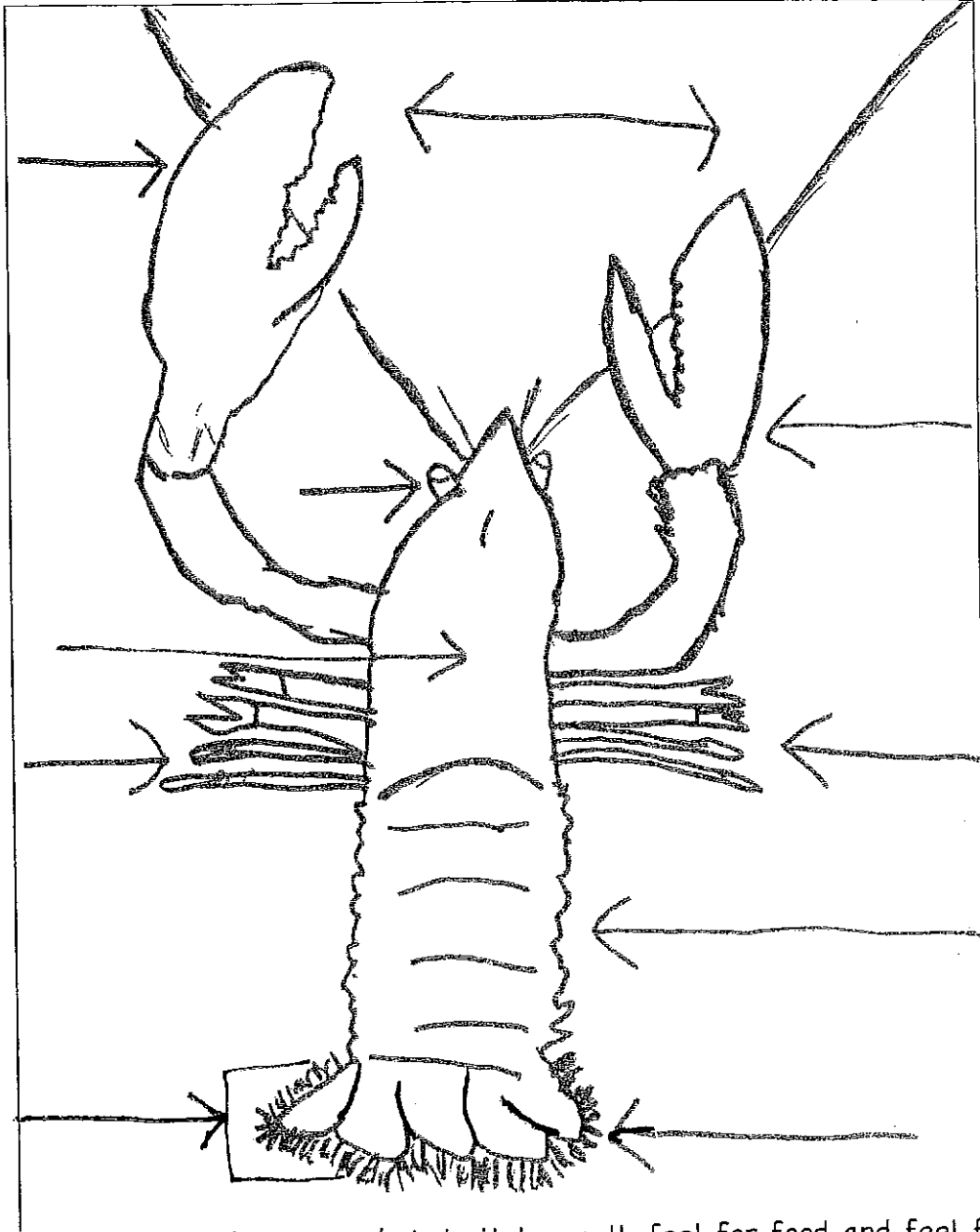
Step 8: You will need a nutcracker, a lot of napkins, and a fork and some melted butter for dipping.

Enjoy cooking a lobster!

By Caleb and Caysey

Label the Lobster's Body Parts

Use the list of words below to label the body parts and then color the picture.



Antennas - A lobster's antenna's help it to smell, feel for food and feel for danger.

Crusher Claw - A lobster's crusher claw is used to crush crabs and sea stars for food.

Legs - The legs are used for walking and holding on to rocks and seaweed when the waves get rough.

Thorax - The portion of the body where the heart and lungs are, above the abdomen.

Carapace - The shell on the thorax and abdomen.

Abdomen - An abdomen is where the lobster stores it's food.

Eyes - Their eyes are for seeing.

Tail - The tail is for swimming. The female lobster holds her eggs under her tail.

Flippers - The flippers are part of the tail that helps them swim.

Pinscher Claw - A lobster uses this smaller claw to hold food and protect itself from danger.

By Elisabeth and Nyagoa

Answer Key

Lobster Fishing Tools

Find the tools that don't belong and cross them out. Color the lobster fishing tools.

Bait - Bait is dead fish. The lobster goes in the trap and eats the bait.
Bandier - The bandier is used for banding the lobster claws so he can't pinch you.
Boat - You need the boat to catch the lobsters. Lobsters are in the ocean.
Wheel - The wheel is used for turning the boat.
Hauler - The hauler is a pulley used to for hauling the traps into the boat.
Ropes - The rope is connected to the buoy and the trap.
Suit - A rubber suit is worn by the lobsterman so his clothes don't get wet.
Measuring Tool - This tool is used to measure the lobster to see if it is a keeper.
Trap - Where the lobster goes in after the bait but can't get out. The lobsterman uses the trap to catch lobsters and then sell them.

By Abdi and Michael

Design Your Own Buoy

Dot - to - Dot

Draw a line to each number and color to create your own lobster buoy.

1. Every lobsterman has his own color buoys and his own numbers on the buoys.
2. The number on the buoy is the lobsterman's license number.
3. They use the buoy to find and pull up their lobster traps.
4. One buoy is on top of the lobster boat.
5. Every year the lobsterman paints his buoys with fresh paint.
6. Did you know that one buoy can be attached to ten traps?

By Kadiye and Alyssa

How Does The Lobster Get From The Ocean to The Plate?

Match the sentences with the pictures and then color them.

1. The lobster lives in the ocean.
2. The lobsterman catches the lobster.
3. The lobsterman sells to lobster to the lobster pound.
4. The lobster pound gets a call from a restaurant, the Dink's, and the lobster pound delivery truck delivers the lobsters to the restaurant. There, the restaurant cooks the lobsters and then someone orders the lobster to eat.
5. The lobster pound gets a call from a grocery store like Monofact and the lobster pound delivery truck delivers the lobsters in the grocery store for people to buy and take home to cook.
6. The lobster pound gets a call from an restaurant in a far away place, like Washington D.C., for a big lobster to be delivered by the delivery truck.

By Dana, Dru and Shyanne

Interesting Facts About Lobsters

Try to find your way through the lobster claw maze. You have to get from start to finish. Try not to get trapped. Color the picture.

1. A female lobster carries 100,000 eggs under her tail for 9 to 12 months.
2. When a lobsterman catches the lobsters, he has to measure the lobster to see if it is a "keeper". It has to be 3 1/4 inches to be a keeper.
3. Some lobstermen pull up 300 lobster traps in one day.
4. Lobsters are kept alive in boxes that float in saltwater tanks at the lobster pound.
5. An adult lobster molts 1 time a year and is 7-8 years old.
6. Lobsters have 8 legs and 2 claws. The legs are for walking and for holding on to things.
7. A baby lobster is called a larva.
8. Lobsters are scavengers and will eat other lobsters.
9. You have to have a license to go lobster fishing.
10. If you catch a female lobster and she has eggs, you have to put a notch in her tail to tell other lobstermen that might catch her to throw her back. She is called a "breeder" lobster.

By Tasha and Denny

More

