

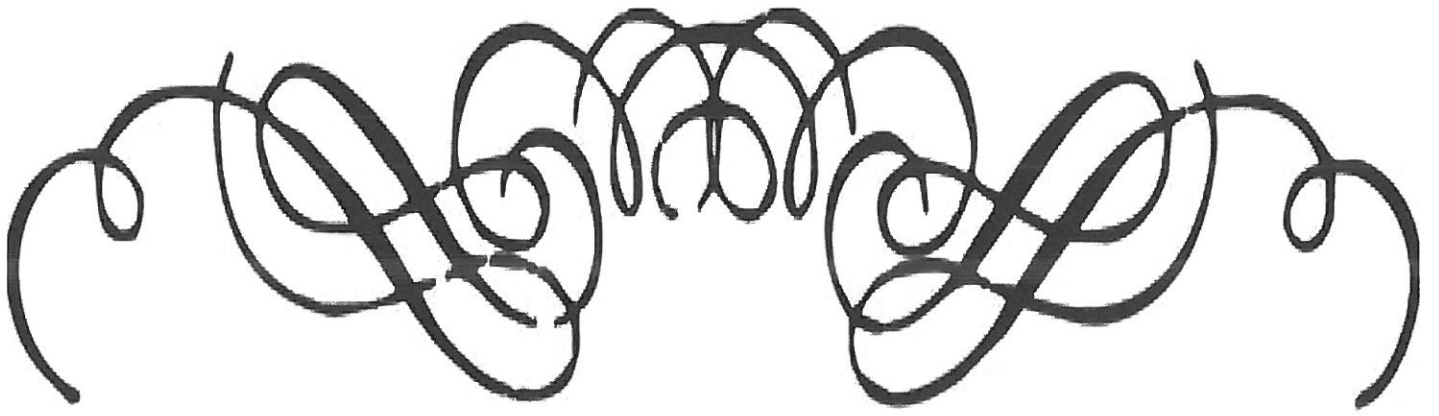
Highlands Ranch History Still Lives

A Children's Tour of the Highlands Ranch Mansion




Written and Created by Second Graders
Fox Creek Elementary

2015-16



The second grade students at Fox Creek Elementary, an EL Education School, set out to answer the question, "How do clues from our past inform us about history?" In order to investigate the past, the Highlands Ranch Mansion was a perfect location to learn about our suburb's history. Each student in the 2015-2016 second grade class collaborated to create a paragraph informing others about each room's history. The students also created an activity to engage young historians touring the mansion. This service learning project is one way for the second graders to give back to our community. We hope you enjoy!



First House

Highlands Ranch all began with one little, stone farmhouse. A man named S. Allen Long built it in 1891. That was over 125 years ago! Back then, people named things so Mr. Long named his little stone farmhouse "Rotherwood" after the town in Pennsylvania where he grew up. The first house was made of brown, rectangle stones. Can you believe Highlands Ranch began with one small farmhouse?

Created by Riley, Ava, and Chase



Directions: Try to find the brick with 1891 carved in it. Stand outside the house on the cement path. Look straight ahead and up. Do you see it? Write the year on the lines next to the picture.



Now see if you can find the word "Rotherwood" carved in a different stone. Go to the porch and stand in front of the door. Look up! Write Rotherwood on the lines next to the picture.

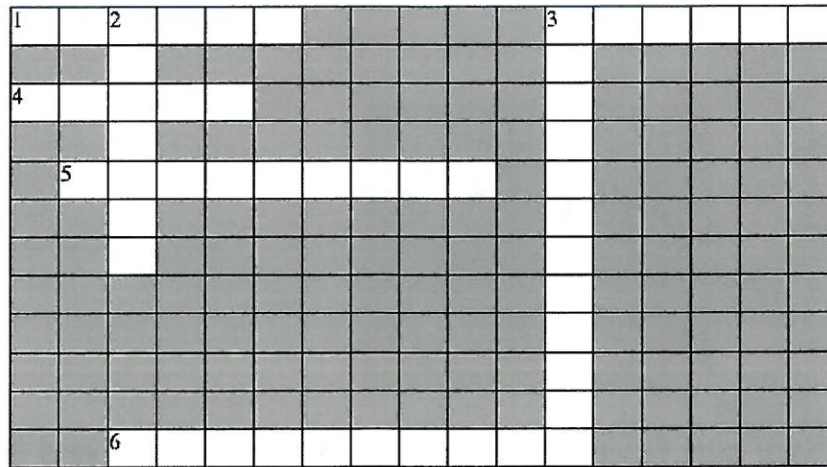


Stairs and Turret

The turret, entryway, and stairs are the first parts you'll see when you walk in the mansion. The turret was built by John Springer to make the house look like a castle. It was used as a lookout. They would use weapons if they needed to defend the mansion. The owners wanted the mansion to be safe from danger. When you walk in, you see the entry way. It was there from the beginning as the living room for the farm house built by the first owner, Samuel Allen Long. The small entry door and fireplace are original. The large turret wood door and servant doors were added by Frank Kistler, the third owner, in 1929. Frank Kistler added the stairs to make his wife feel like a queen. The rod iron railing on the stairs is also original. As you can see, the turret, entryway, and stairs are very historic.

By Christian, Cooper, Lucca, and Logan

Directions: Read the clues to figure out the words in the puzzle.



ACROSS

1. Something that looks like a castle
3. Used to get up on the second floor
4. This is what the mansion is made out of
5. This is used to keep you warm inside
6. Something big to get inside the mansion

DOWN

2. Something to keep your balance on the stairs
3. Find the small wooden door by the stairs

Living Room

This is the living room of the Highlands Ranch Mansion (next to the staircase). One thing to spot is the big, white, stone fireplace. On the fireplace there are lots of carvings. One of the carvings is a picture of the mansion from a bird's eye view. There is also a carved border showing diamonds (known as the Diamond K). Kistler was the name of the ranch when owned by the Kistler family. Besides the bird's eye view, there are two carvings showing the turret and westview of the mansion. There are two wooden beams used to hold up the entire ceiling and the second floor. Thank you for coming through the living room.

By Avery, Natalie, Will, Jack, and Ben

Directions: Unscramble the letters and look for the artifacts around the room.


kcolc _____

ecalperif _____

smaeb _____

sgnivrac _____

iadnmokK _____



Living Room-Clock

In the Living Room, there is a beautiful clock hanging on the wall. It is a grandfather clock that was made in Germany. The wood for the clock was carved in Italy. There are 16 angels carved into the wooden clock.. The clock rings every 15 minutes so we hope you get to hear its chimes. This is the only original piece that was left by Mr. Kistler. The clock is one of the most beautiful objects in the living room.

Created by Josie, Noemi, Rosalyn, Bobby, and Camryn

Directions: Look carefully at the real clock. Find your favorite part on the clock and put an X on the picture below. Then find as many angels as you can and circle them on the picture.




Solarium

This room is called the Solarium or "Sun Room." It has 38 windows to let the sunlight in from the north and south. Look carefully out the south window to see a windmill on Mariah's Hill. In the past, Mariah's Hill is where the coyote used to tease the hunting dogs. The Solarium is the brightest room in the mansion.

Created by Hailey, Sophie, Melissa, Chris, Ava G., and Stephen

Directions: First, go look out a window and sketch what you see in the window picture below. Then, unscramble the letters in the word scramble.



Word Scramble

l o s r a _ _ _ _ _

d w w s n o i _ _ _ _ _

t h i n s l u g _ _ _ _ _

l a o s r i u m _ _ _ _ _

Solar means relating
to the sun.








Solarium

Here are a few ways that people used the solarium in the Highlands Ranch Mansion. The solarium, also known as the sun room, was a popular hangout room. It was also used as a ballroom and for parties. Children also used the solarium tile floor for rollerskating. People of all ages enjoyed the solarium and its many uses. Would you want to be a kid in the solarium?

Created by: Ady, Madi, Isabella, Alec, and Caleb

Find the pictures that go with these words:

3 big windows cracked floor doorway fireplace candles
 3-D floor chandeliers







<p>Label: _____</p> 	<p>Label: _____</p> 	<p>Fun Fact: -Kids skated -cracked floor -3-D floor</p>
<p>Fun Fact -Ball room Dancing -Hosting parties</p>	<p>Label: _____</p> 	<p>Label: _____</p> 
<p>Label: _____</p> 	<p>Label: _____</p> 	<p>Label: _____</p> 

Card Room

Welcome to the Card Room. This used to be a guest room before the owner changed it to a card room. Men would play cards and talk in here after dinner. There used to be a sparkling, crystal chandelier hanging from the ceiling. But they think guests stole the crystals so now it has an antler chandelier instead. The men enjoyed their time together in the Card Room.

Created by Carter, Johnny, Trevor M., and Trevor B.

Directions: Draw lines to connect the matching cards.



Library

The Library is called the butterfly room. The wooden materials for this room were shipped over from Europe. No nails were needed on the walls because a butterfly pattern was used to hold the wood panels together. The dark, black circles on the wooden floor are pegs that hold the wood floor down. The Library was used for many things in the past like playing pool, working in an office, and sitting to talk or read. On the shelves are pictures of the six owners. The Library is a relaxing room with a gorgeous view.

Created by Emily, Kayden, Jace, Dani, and Kate.

Directions: Go on a hunt and put a check in the box after you have found each item.



Count 10 wooden butterflies on the wall.



Find the secret door by the steps to the living room.



Find the picture of the first owner

Butler's Pantry/Dining Room/Breakfast Nook

Do you know what a butler's pantry is? A butler's pantry is a room that serves food to the guests. In the butler's pantry there is also a safe. Inside the safe they kept gold money, and valuable items such as dining silver. They kept the items in the safe because there were no banks. Also in the butler's pantry is an icebox used to keep things cold and a warming oven to warm up food. Guests and owners ate in the dining room and breakfast nook. Big dinner parties were held and could seat 16 people. The breakfast nook shows 4 different types of original stone which tells us it was added on. The butler's pantry served as a place to keep things safe and to serve the dining room and breakfast nook.

Created by: Kinsey, Jack, Joey, Alex, and Chadly

Directions: Search to find these words: safe, toaster, sink, icebox, lock, zig zag floor, shelves

Butler's pantry word search

M	V	D	H	B	H	Z	B	H	F	G	K
Z	S	I	N	K	M	Y	L	R	Q	N	E
I	V	R	Z	I	X	H	O	A	N	F	T
G	P	T	C	N	W	M	X	F	A	V	N
Z	S	Y	K	Y	T	O	A	S	T	E	R
A	T	M	Y	I	S	S	Y	U	X	W	J
G	M	A	V	D	C	H	G	O	P	L	H
F	N	Y	R	I	L	E	N	O	N	O	C
L	K	I	V	V	N	L	B	E	P	C	Z
O	X	K	L	H	D	V	U	O	T	K	Y
O	Z	P	Z	B	X	E	C	P	X	D	M
R	N	O	D	A	W	S	J	M	O	L	N

Owners of the Mansion

The first owner of the Highlands Ranch Mansion was Samuel Allen Long. He built a farmhouse in 1891 called Rotherwood and dry farmed 40 acres. You can see "SL Long" and "Rotherwood" carved into the original building.

The next owner of the mansion was named John Springer. He raised coach stallions here. He added a turret that looked like a castle and renamed his home Springer Cross Country Horse and Cattle Ranch.

The third owner was Colonel William Hughes. He fought in the Civil War. He had a large cattle ranch named Sunland.

The fourth owner was Waite Phillips who raised Highland Hereford cattle here, which is where he got the name Highland Ranch (no "s"). He expanded the ranch to 17,000 acres and added both the solarium and the Tudor style to the front.

The fifth owner was named Frank Kistler. He changed the entire mansion on the inside, expanding the bedrooms. He called the mansion Diamond K Ranch, which is his brand K>K on the living room fireplace.

The last owner was Lawrence Phipps Jr. He was the only owner who lived in the mansion full time. He was known for the Arapahoe Hunt Club hunts he held. His ranch grew to 22,000 acres and was named Highlands Ranch.

The mansion stood empty for about 30 years after he died until it became open to the public.

Created by: Chloe, Dean, Audrey, Jaden, Ty, and Layla

Directions: Find the dates in the owners' display that tells when these owners bought the mansion.

Possible dates:

1937
1884
1913
1897
1920
1926


1. Samuel Long was here in _____.
2. John Springer was here in _____.
3. Colonel Hughes was here in _____.
4. Waite Phillips was here in _____.
5. Frank Kistler was here in _____.
6. Lawrence Phipps, Jr. was here in _____.

Original Bedroom

This room is called the original bedroom. It was built in the early 1900's. The furniture was not in the mansion (the Elliot family donated it) but it was all built in the 1900's too. That is why it is protected with gates. This area of the house was actually where the servants lived. The oldest piece of furniture is a solid Mahogany chair.(1800's)

Created by: Natalie, Erin, Tyler, Evan B., and Evan R.

Directions:
Read the clues to help you fill in the puzzle.



Across










1. You read a _____.
4. you sit in a _____.
6. You use _____ to decorate a wall.
8. You lay on a _____.

Down

1. You sleep in a _____.
2. You use a _____ to lock a door.
3. You look in a _____.
5. Your yard has a _____.
7. You smile in a _____.
9. You use a _____ to store your clothes.

10 words used out of 10 possible words.

Directions: Search to find these items in the room. I Spy ...

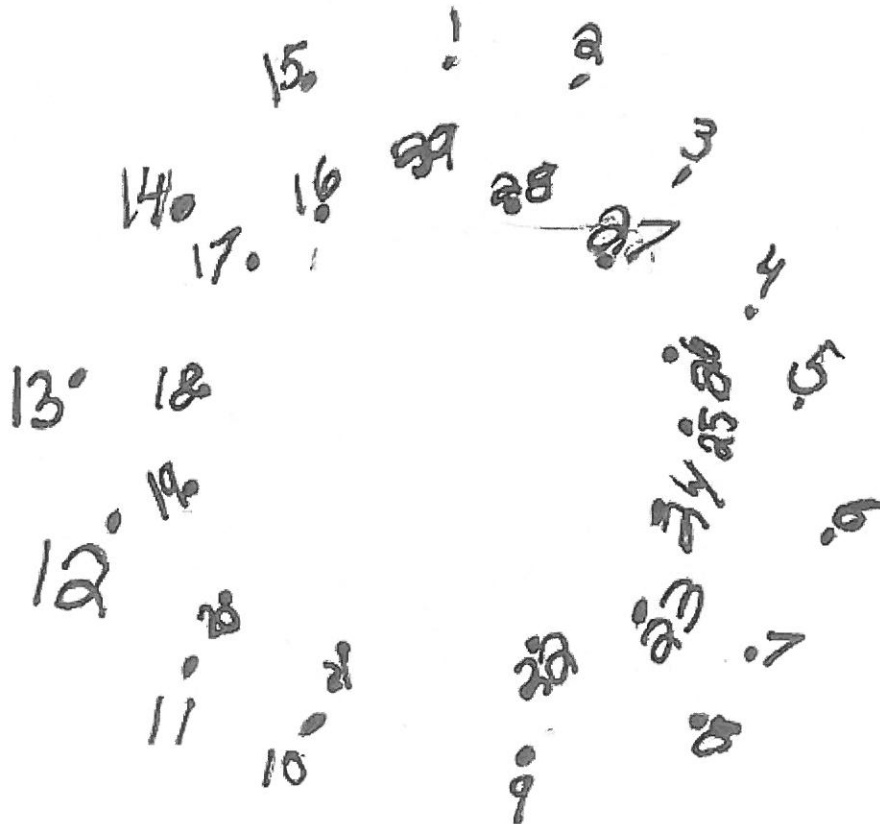
<p>A flower on the wall.</p> <input type="checkbox"/> 	<p>The lace on the pillow.</p> <input type="checkbox"/> 	<p>The tip of the light.</p> <input type="checkbox"/> 
<p>A man's face.</p> <input type="checkbox"/> 	<p>Needle point cushion.</p> <input type="checkbox"/> 	<p>A door lock.</p> <input type="checkbox"/> 
<p>A book.</p> <input type="checkbox"/> 	<p>A ladies hands.</p> <input type="checkbox"/> 	<p>This piece on a couch.</p> <input type="checkbox"/> 

Master Bedroom

The master bedroom is on the second floor. The master bedroom consists of two bedrooms and two bathrooms that are connected by a long hall. The wife and the husband had their own bedroom, bathroom and closet. The husband's bathroom has a toilet, sink bathtub and shower. The shower is unique because it has five shower heads. The chandelier in the husband's is smaller and manly with fewer crystals. The husband's bedroom looks north at the front gate so he could see people entering the property. The front door is below to the right so he could see people coming in and out of the house. The husband's room was built in a place so he could protect and watch over his home and family.

Created by: Brianna, Colter, Daniel, Ana Karen, and Kelyn

Directions: Connect the dots to see what is hidden.





Wife's Bedroom

The wife's bedroom is interesting to learn about. The wife's bedroom was added by the second owner John Springer. The husband and wife each had their own room connected by a hall. Before the addition of the west side of the mansion, the wife had a beautiful view of the mountains, but it is now covered by an outside wall. The mirrors and doors in the bathroom are all original. These are the most interesting facts about the wife's bedroom.

By: Bria, Mica, Molly, Kiera, and Claire

Directions: Look for these artifacts in the wife's bedroom. When you have found the artifact put a checkmark in the box next to it.



West Bedroom

There are a lot of facts you can learn about the West Bedroom. The West Bedroom was used as a guest bedroom. The west wing was added on to the house by Mr. Phipps. Mr. Phipps oldest daughter, Joan Phipps, used this room as her bedroom. Joan's portrait can be seen hanging over the fireplace. The portrait of Joan Phipps brings back memories of her life. The fireplace was used to keep the room warm before there were heaters. You can still see ash in the fireplace if you look closely. The dark spots on the floor are oil stains from the oil lamps that used to hang from the ceiling. If you look from the balcony you can see downtown Denver. It took guests a whole day to travel from downtown to the mansion. There are a lot of interesting facts to learn in the West Bedroom.

By: Adam, Madeline, Wyatt, Shaleigha, Dailey, and Eilee

Directions: Read the riddle and try to find the artifact.
Check off the riddle once you found the artifact.

1. Find the oval with the girl inside
2. Look outside and you will see a tall tower hidden in the trees.
3. Go in the shower and you will find five things that spray water.
4. Look underneath the chandelier and you will find a few little black smears.
5. Look outside and you will find a big brown platform.
6. Find stone that looks like wood.

1. Portrait of Joan Phipps above fireplace 2. Downtown Denver 3. Five shower heads
4. Oil Stains 5. Balcony 6. Petrified wood outside the mansion

Size of Mansion

Do you know how big the mansion is? The Highlands Ranch Mansion is so big, it could fit 10-12 of our houses inside it! It is 27,000 square feet now. Can you believe it all began as a small farmhouse with only a few rooms? John Springer expanded the farmhouse to include a large living room and a castle with turrets covered in stone. Waite Phillips added the west wing tudor section, which is tan, framed and decorated with dark brown wood. The final addition connected the carriage house to the main house to make it the current size. Inside, there were 14 bedrooms and 11 bathrooms. Six bedrooms and two bathrooms were for the butlers, people who worked in the house. No one lives in the mansion anymore. Now, it is a beautiful place to tour and hold community events. Created by Patrick, JP, and Parker

Directions: Pretend you are a bird flying over the mansion. Connect the dots to see how big the mansion is.

