



THE

NATURAL PLAYScape

BOOK

BY KINDERGARTEN

--To all of our mommies and daddies,
families and pets,
and even to the world.

We love you all.



SKWOLS

WE RELE LOVE YOU!



Squirrels-

We really love you. We looked out the window and we saw you. We watched you playing. We saw one of you taking a nut and putting it into a hole. We saw you in the wintertime. We think you had your babies in the spring. We think they are in the hole in the tree we can see from our window. We saw you fighting with a blue jay over a nut. Squirrels, we've made a lot for you. We've experienced you for the whole school year. We hope you come to our playscape and that you like the stuff we are building. We built a squirrel for you. It has body, a tail, a head and arms and legs. It even has a nut that it is holding. We will put it by the birdbath for you. We'll make a sign for you and have a party.

Love,

Andrew, Giovanna, Joey, Mateo, Skye B and Soren

Wonderings about Squirrels

How do they hibernate? Grace

How do predators see the squirrels? Andrew

How do squirrels see their predators? Mateo

Where do they play? Giovanna and Skye P.

Why do they play? Skye P.

How do they climb up trees? Luca



Why do some squirrels fly? Sara

What if they eat too many nuts, will they 'go nuts'? Nikko

How do squirrels make their nests? Rainey

How big is a squirrel's brain? Andrew

Can baby gliding squirrels fly? Kearen





Dear Tadpoles,

Ask your frog mom if you can come to a playdate at the kindergarten natural playscape. Go as fast as you can and enjoy your playground that the kindergarteners and first graders made. We are at The College School- The St. Louis College School.

We will make a calendar and have a clock for you to come at 2:00 on Sundays and Saturdays. On Fridays you can come at 3:30. We will make pizza for you on pizza Fridays!

Our phone number is 3768911. You can call us anytime that you want to. If you have any questions, call right away, ask for Rainey, Nikko, Grace, Kyan, or Yadan.

If you want to come, you can come with your mom. There are baby bunny friends to play with. You can smell the plants that we planted. We will help you make a "Day in the Park" journal when you visit. Write in your journal about the bunny friends. You are so tiny- give our pinkie a hug.

We will have some small creature houses with beautiful jewels for you to play with. We will build tadpole houses for you. Would you like for us to build a small pond for you to play in? We might even build a tadpole city with a parade!

Come and enjoy your playscape. Come every day!

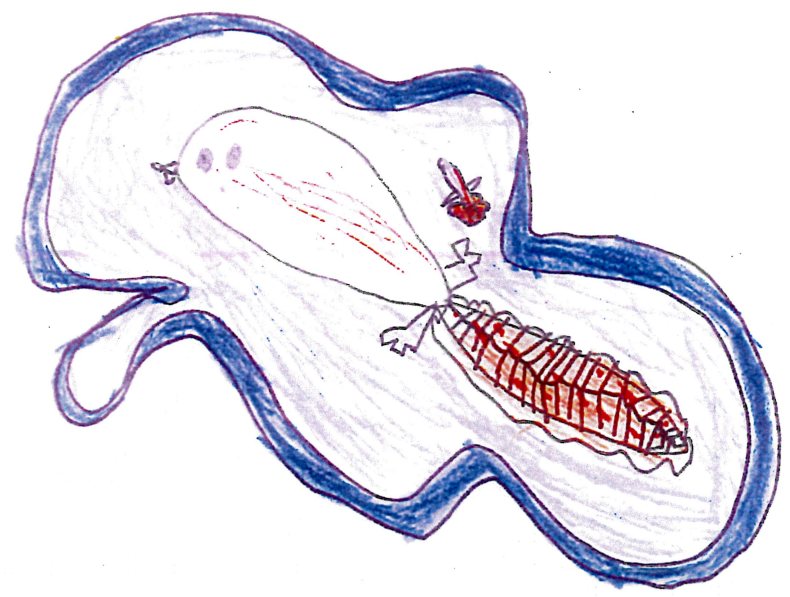
Love,
Grace, Kyan, Nikko, Rainey and Yadan



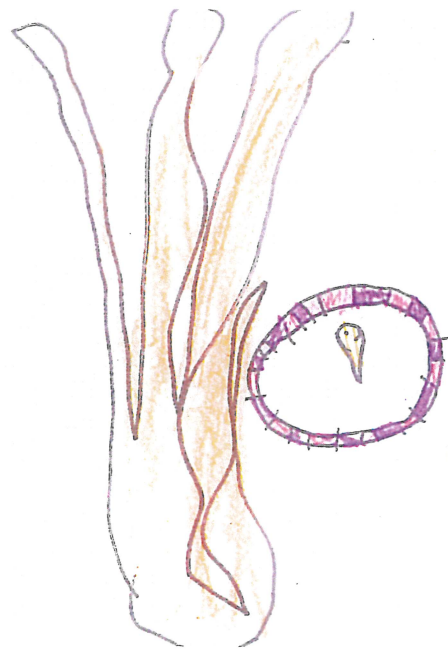
IF I WERDA TADPLIWERD...



SWIM ARAWD AND
PLAY TAG
IN THE STREM.




I WOULD GO TO



THE TADPOLE CORNELL


AND SWIM.





I WOULD GO UP TO
THE TOP OF THE
WATER AND GET A
BIG GULP OF AIR.

BIRDS



Dear Birds,

We love you. We love your beautiful feathers. We love the way you sing.

We would really like for you to come to our playscape. We did lots of work to make the birdbaths, the wind chimes, the birdhouses, and the statues of the animals like squirrels, birds and frogs. We planted native plants, too. We hope you come here a lot. We hope you have fun.

We are bird experts. We can tell you apart. You are really cute.

We hope you like to splash in the birdbaths. We made them look like flowers, because we thought you might like that. We were thinking of the humming birds when we made them. But we don't want to hurt the other birds' feelings. We made them for all of you.



We Love You.
WE LOVE YOUR BEUTIFUL FATHERS.
We Love the WAY YOU SING.


We hope you can sleep in the birdhouses. We will make a basement for you in case a tornado comes. If you get hurt we will take care of you. We hope you play in the birdhouses and we hope we can see your eggs. We hope you like the windchimes, too. We hope you like the jingling and the music. We hope you like the flowers and plants. We planted them so you could play there. There are berries for you to eat. There are some hummingbird flowers and yellow flowers with yellow sap inside. It will taste sweet.

We are going to have some creatures that are birds and other animals that you can play with. We made them from clay for you. We will make some other things that you will like at home or at school like a rollercoaster for you to play on. Then you could say, "Wheeeee". You can stay balanced because your wings are flat.

Oh, and will you please take good care of our birdbath? You could take a bath and drink. You could play in there, too. Pretty please birds, tweet. Tweet-tweet. Tweet-tweet.

We tweet you very much.

Love,
Eric, Ian, Kearen, Marie, Sara and Skye P.





What would you play if you were a bird?

Sara: I would fly to the festival. I would go on the roller coaster that goes loop de loop. Kearen would come with me and then I could fly over to his house after and we'd play tag.


Kearen: I would wait for the kids to build fairy houses and I would build nests for the kids to see. I could invite Sara over when she is finished with the roller coaster. We could play tag. Then we could dive into the swimming pool.

Skye P: First, I would go on the flying climber. Then, I would play tag in the sky. We would bounce on a floating trampoline and then fly onto the monkey bars and have a flying picnic. Worms would be on the picnic blanket to eat.

Marie: I would play hide and go tweet. One of the birds would count and I would hide. The other birds would try to find me.

Eric: I would play make believe. I would pretend to be batman. You know batman does fly so that would be a good game for me.

Ian: I would play tag up in the sky. I would play with robins and eagles. Eagles would be the best at it because they can fly faster. We would play tag over the rollercoaster where Sara and Kearen are playing.




KIDS AT PLAY



OUR WISHES

FOR PLAY


I WES I COLD
 BE A SQWRL
 BEKAS THE CHELDREN
 AT THE CALECH
 SQKL WOD BED
 ME A PLA GRAND.



I W I H I
 C U L D
 B E A
 G O T T E S N A C S O
 M I D A D
 W U L D H A V M E
 F O P A D E T .



I ^WWesh
GRON UP I SO ^WWUS A
KULD HELP KIDS
BELD FARE HAGES.



I Wesh I COULD
be A BABBY BRD
Becuse + ne KIDS WOULD
BULD Me A HOSE.





Dear Children,

You can build fairy houses. How you build a fairy house is you get some leaves and sticks. You might want a tiny sculpture or a huge sculpture. You can use red, blue, and green jewels. You can build fairy houses under a tree, maybe in the sun, in the shade, and you might even gather flowers, acorns and sticks to make a fairy house. You can even build one in a tree and we could use some natural materials to make tiny pieces of fairy dust.

On the natural playscape, you can also play hide and seek. One person can count while some others hide and you can play. Behind the bench is a good spot to hide. Under the table, maybe behind the bushes or in the bushes near the fence, and maybe you can use a log to climb up high in a tree to hide!

You can use your imagination to play house. We built some things for you. We built some birdhouses, so you might see some birds out there. And we have baby bunnies so you might see them. Please don't touch the baby bunnies because they are very, very fragile. They might get scared and a hawk might swoop down and eat them all.



We planted some vines that are growing over the wood bench. We planted some violet, green, purple, blue, and white flowers. Don't touch them, and be sure to not step on the caterpillars.


We made some windchimes you will hear there. We made the windchimes so the birds can help the world. If you didn't have any hummingbirds, bees, and butterflies then we couldn't have plants. The plants give us air, and if we didn't have plants we wouldn't have air.

You will see the birdhouses that we made for birds to live in. We even saw a chickadee one time living in a birdhouse on the playscape. We might add some more sculptures for kids to play with. We hope you like the playscape we helped to build for you!


Love,
Luca, Olivia, Sadie, Taelyn, Will



NATIVE PLANTS



CLADEN POPE



BUTE BARE

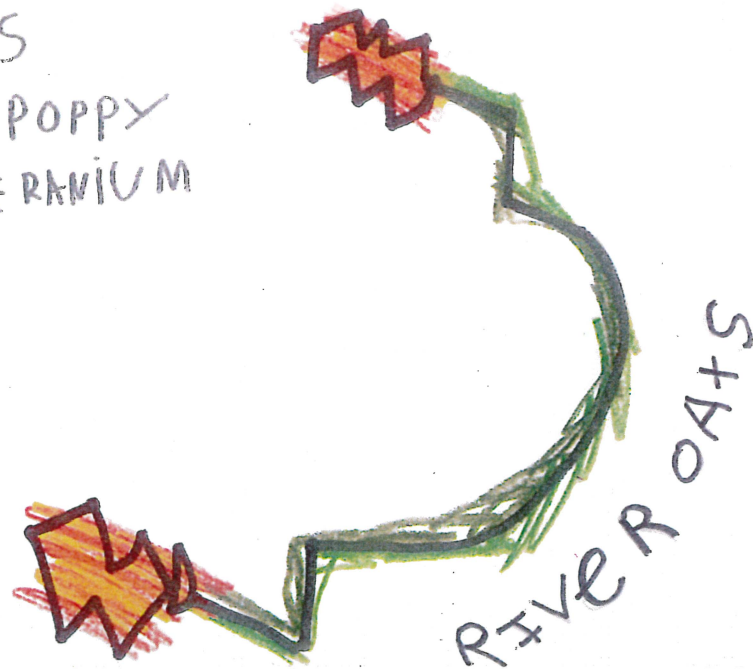


PRPL POPE



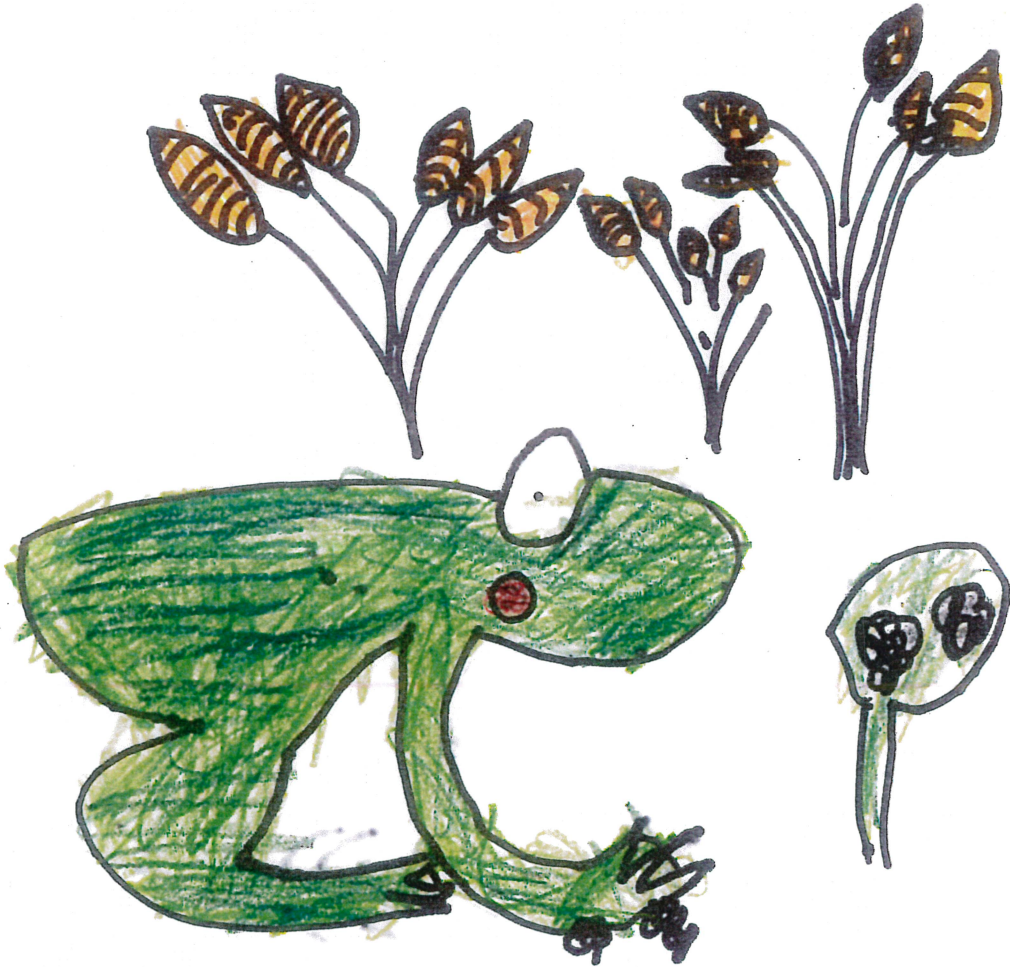

SHINING BLUE STR

- Wild sweet william
- Shining blue star
- Beauty berry
- celandine poppy
- stone crop
- Bee balm
- Cross vine
- River oats
- Purple poppy
- Wild geranium




RIVER OATS

FOR THE PLAYScape
BIRD BATHS
BIRD HAUSES
SCULPTURES
WIND CHIMES









The College School
Uchenna Ogu and Andrea Jamisor
Kindergarten Class of 2010-2011

