



Name:

Brighton


Animal:

salumendr

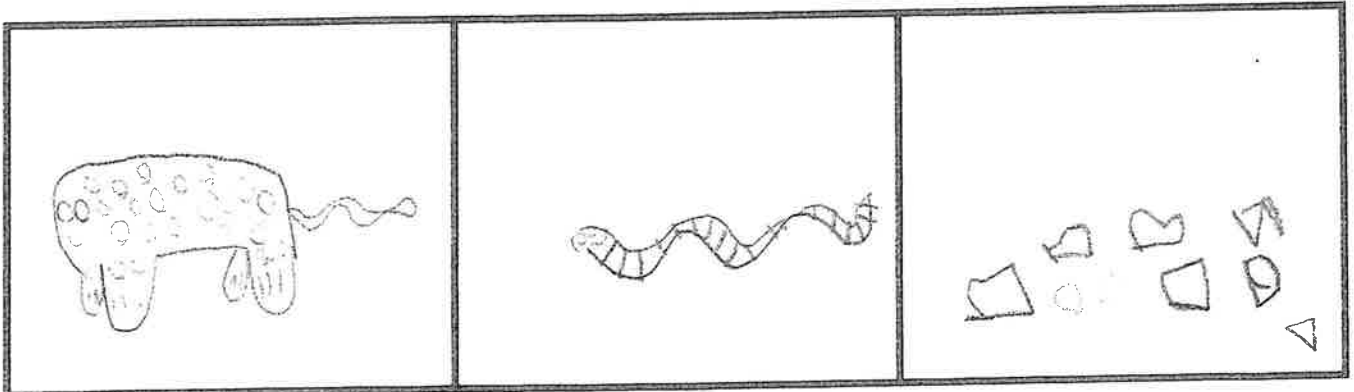
Habitat:

ran too resit

Draw a picture of your animal's habitat



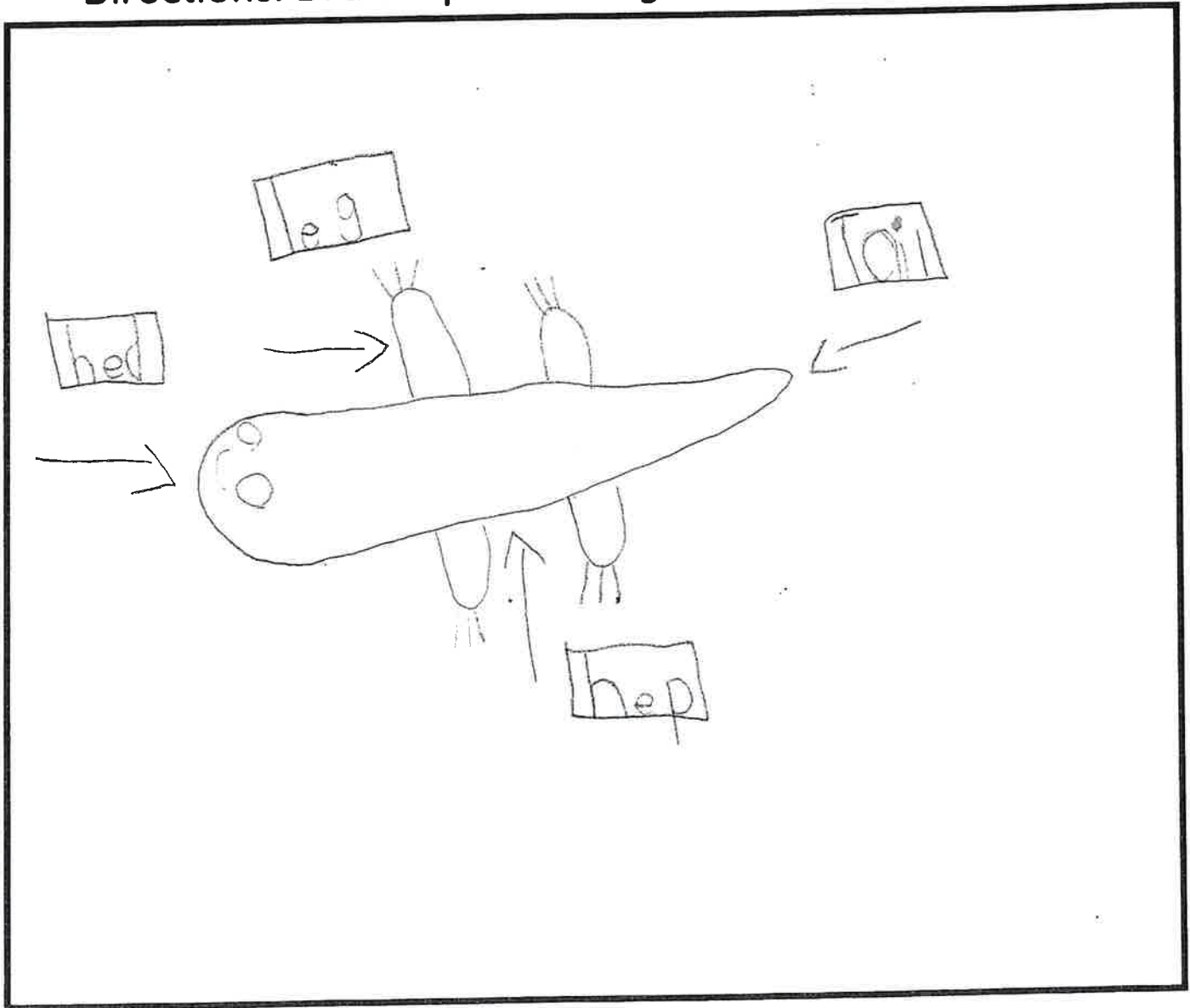
3 things you might find in this habitat:



Informational Writing

Name: Brighton Date: 11-18-28

Directions: Draw a picture of your animal and label it.



Informational Writing

Name:

Brighton

Date:

11-14-23

Directions: Write two facts about your animal and draw a picture to match your fact.

Fact #1




Salamanders

live in the

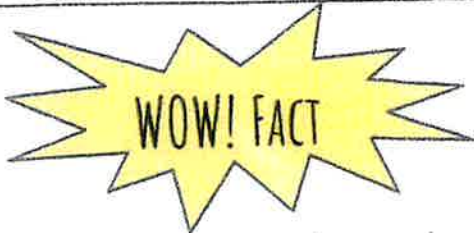
woods.

Fact #2



Salamanders

are black




By Brighton

can

Sum salamanders can jump


like this.



By _____

Salamanders are slow


enemies.



By Brighton

Sum salamanders can jump

five high.



By Brighton

Salamanders eat slow

enemies.

Name: _____



Brighton

Informational Writing Rubric

	4	3	2
Facts	I included two WOW! facts about my animal that "hooked" my readers attention.	I included one WOW! fact about my animal.	I included one fact about my animal.
Collaboration	I collaborated with my group and listened to their feedback.	I collaborated with my group.	I did not collaborate with my group.
Conventions	I used finger spaces and punctuation in all of my sentences.	I used finger spaces and punctuation in most of my sentences.	My sentences are missing finger spaces and punctuation.
Illustrations	I used craftsmanship in all of my illustrations.	I used craftsmanship in some of my illustrations.	I did not use craftsmanship in my illustrations.
Spelling	I spelled all of my power words correctly.	I spelled some of my power words correctly.	I sounded out my power words.

Name Brighton

Informational Writing Student Checklist- Kindergarten W2, L2

	Not Yet	Yes!
<p>W2. I stated my topic.</p> 		✓
<p>I gave facts about my topic.</p> 		✓
<p>L2. I used capitals and lowercase letters.</p> <p>My dog and I play.</p>		✓